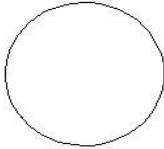



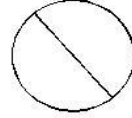

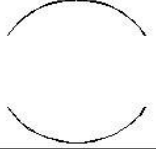


Allergy Bracelet Bee Charm Steps DVD

<p>1, St: 70 Light Gray</p> 	<p>2, St: 385 Snow White</p> 	<p>3, St: 433 Light Orange</p> 	<p>4, St: 394 Black</p> 	<p>5, St: 212 Blaze Medium</p> 	<p>6, St: 99 Light Blue</p> 																		
<p>7, St: 173 Snow White</p> 	<p>Design: Allergy Bracelet Bee                  Name: Charm Steps DVD                  Colors: 7</p> <table border="1"> <tr> <td>Color 1:</td> <td>Run Placement Stitch</td> </tr> <tr> <td></td> <td>Add Felt/Fabric</td> </tr> <tr> <td>Color 2:</td> <td>Stitch Filled Area</td> </tr> <tr> <td>Color 3:</td> <td>Stitch Filled Area</td> </tr> <tr> <td>Color 4:</td> <td>Stitch Filled Area</td> </tr> <tr> <td>Color 5:</td> <td>Stitch Outline Detail</td> </tr> <tr> <td>Color 6:</td> <td>Stitch Outline Detail</td> </tr> <tr> <td></td> <td>Add Back Fabric/Felt</td> </tr> <tr> <td>Color 7:</td> <td>Final Outline</td> </tr> </table>					Color 1:	Run Placement Stitch		Add Felt/Fabric	Color 2:	Stitch Filled Area	Color 3:	Stitch Filled Area	Color 4:	Stitch Filled Area	Color 5:	Stitch Outline Detail	Color 6:	Stitch Outline Detail		Add Back Fabric/Felt	Color 7:	Final Outline
Color 1:	Run Placement Stitch																						
	Add Felt/Fabric																						
Color 2:	Stitch Filled Area																						
Color 3:	Stitch Filled Area																						
Color 4:	Stitch Filled Area																						
Color 5:	Stitch Outline Detail																						
Color 6:	Stitch Outline Detail																						
	Add Back Fabric/Felt																						
Color 7:	Final Outline																						

