



Reverse Applique for stuffies and puppets




RUN PLACEMENT LINE ON STABILIZER




LAY BELLY FABRIC OVER STABILIZER



**LAY YOUR MAIN BODY FABRID OVER
THE BELLY FABRIC AND TACK DOWN**



RUN BELLY STITCH



**CUT AWAY THE TOP LAYER (BODY FABRIC)
CAREFULLY FROM OVER THE BELLY**



**IF THERE IS A DIAMON STITCH RUN IT
AND FINISH YOUR PROJECT!! 😊**

