










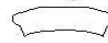






Marine Girl Pants Steps DVD

1. St: 250 Light Gray 	2. St: 150 Gray 	3. St: 147 Light Gray 	4. St: 769 Black 	5. St: 1853 Dark Gray 	6. St: 196 Blaze Medium 
7. St: 432 Gold/Yellow 	8. St: 271 Snow White 	9. St: 339 Electric Blue 	10. St: 346 Black 	11. St: 171 Light Gray 	12. St: 166 Gray 
13. St: 585 Snow White 	14. St: 370 Gold/Yellow 	15. St: 166 Dark Gray 	16. St: 306 Snow White 		

Design: Marine Girl Pants Steps
Name: DVD

Colors: 16

Color 1:	Run Placement Stitch
Color 2:	Run Placement Stitch
	Add Pants Felt/Fabric
Color 3:	Run Tackdown Stitch
	Trim Felt/Fabric
Color 4:	Run Placement Stitch
	Add Coat Felt/Fabric
Color 5:	Run Tackdown Stitch
	Trim Felt/Fabric
Color 6:	Stitch Filled Area
Color 7:	Stitch Filled Area
Color 8:	Stitch Filled Area
	Add Back Fabric/Felt
Color 9:	Final Outline Pants
Color 10:	Final Outline Coat
Color 11:	Run Placement Stitch
	Add Brim Felt/Fabric
Color 12:	Run Placement Stitch
	Add Hat Top Felt/Fabric
Color 13:	Run Tackdown Stitch
	Trim Felt/Fabric
Color 14:	Stitch Filled Area
	Add Back Fabric/Felt
Color 15:	Final Outline Brim
Color 16:	Final Outline Top

